


91.0%

6kV, 10kV



IP67 UL

Class 2 & SELV

Class I, Division 2

5



EUP-075SxxxST

75W

90-305Vac

	(1)		(2)			(3)			
							120Vac	220Vac	
350-700mA	450-700mA	550 mA	90~305 Vac/ 127~300 Vdc	54~167Vdc	75 W	91.0%	0.98	0.96	EUP-075S070ST
700-1050mA	700-1050mA	700 mA	90~305 Vac/ 127~300 Vdc	36~107Vdc	75 W	91.0%	0.98	0.96	EUP-075S105ST ⁽⁴⁾
1050-1750mA	1190-1750mA	1400 mA	90~305 Vac/ 127~300 Vdc	22 ~ 63Vdc	75 W	90.5%	0.98	0.96	EUP-075S175ST ⁽⁴⁾
1080-1800mA	1400-1800mA	1400 mA	90~305 Vac/ 127~300 Vdc	22 ~ 54Vdc	75 W	90.5%	0.98	0.96	EUP-075S180ST ⁽⁵⁾
1700-2800mA	1900-2800mA	2100 mA	90~305 Vac/ 127~300 Vdc	14 ~ 39Vdc	75 W	89.5%	0.98	0.96	EUP-075S280ST ⁽⁵⁾

1 75W

2 UL, FCC 100-277Vac 127-300Vdc; 100-240Vac 127-250Vdc KS

3 100% 220Vac " "

4 SELV

5 Class 2 & SELV

	90 Vac	-	305 Vac	127~300 Vdc
	47 Hz	-	63 Hz	
	-	-	0.75 MIU	UL8750; 277Vac/ 60Hz
	-	-	0.70 mA	IEC60598-1; 240Vac/ 60Hz,
	-	-	1.05A	100% 100Vac
	-	-	0.45A	100% 220Vac
I^2t	-	-	0.54 A ² s	220Vac 25 10%Ipk-10%Ipk = 164 μ s
	0.9	-	-	100-277Vac, 50-60Hz, 75%-100%
	-	-	20%	56-75W
	-	8%	-	220-240Vac, 50-60Hz, 80%-100% LED THD<10%

	-5%loset	-	5%loset	100%
(loset)				
EUP-075S070ST	350 mA	-	700 mA	
EUP-075S105ST	700 mA	-	1050 mA	
EUP-075S175ST	1050 mA	-	1750 mA	
EUP-075S180ST	1080 mA	-	1800 mA	
EUP-075S280ST	1700 mA	-	2800 mA	
EUP-075S070ST	450 mA	-	700 mA	
EUP-075S105ST	700 mA	-	1050 mA	
EUP-075S175ST	1190 mA	-	1750 mA	
EUP-075S180ST	1400 mA	-	1800 mA	
EUP-075S280ST	1900 mA	-	2800 mA	
(pk-avg)	-	50%Iomax	100%Iomax	100% 20 MHz BW
	-	-	10%Iomax	100%
EUP-075S070ST	-	-	200 V	
EUP-075S105ST	-	-	119 V	
EUP-075S175ST	-	-	78 V	
EUP-075S180ST	-	-	59 V	
EUP-075S280ST	-	-	59 V	
	-	-	± 0.5%	100%
	-	-	± 1.5%	

	-	-	1.0 s	120Vac, 75%-100%
	-	-	0.5 s	220Vac, 75%-100%
	-	0.03%/°C	-	= 0°C ~ Tc

25°C

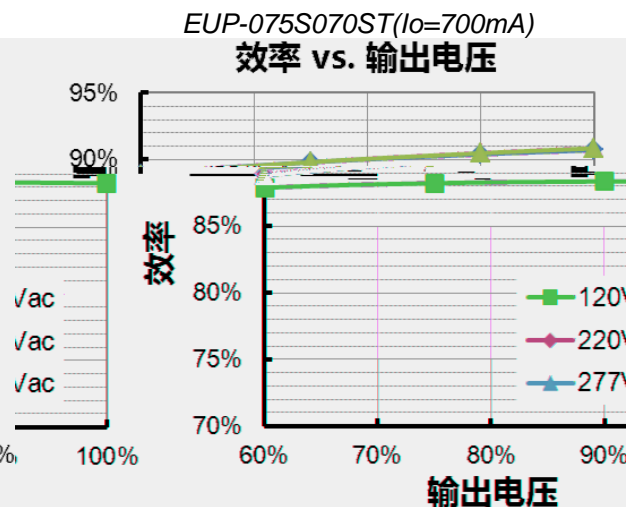
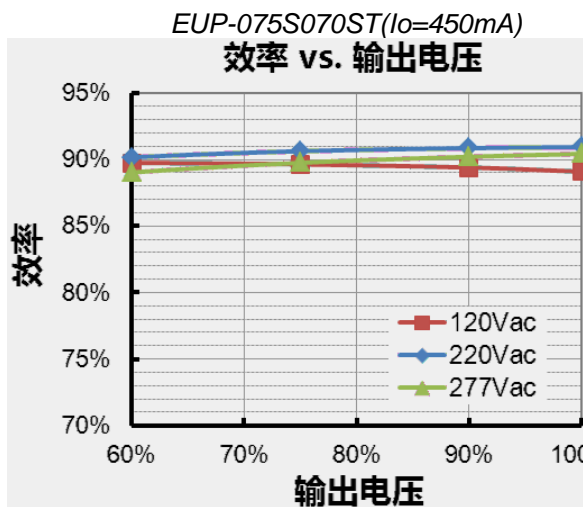
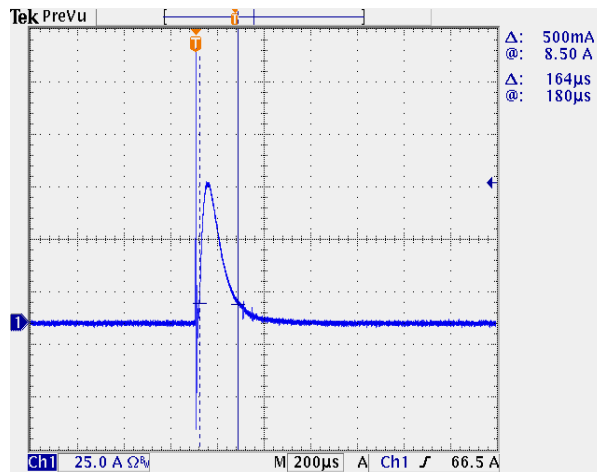
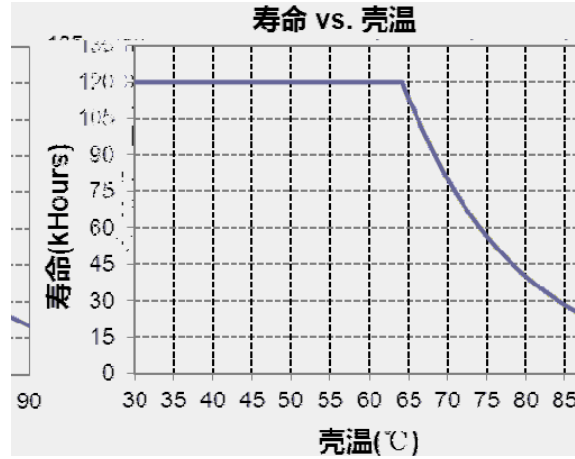
@120Vac				
EUP-075S070ST				
Io= 450 mA	87.0%	89.0%	-	
Io= 700 mA	86.0%	88.0%	-	
EUP-075S105ST				
Io= 700 mA	87.5%	89.5%	-	
Io=1050 mA	86.0%	88.0%	-	
EUP-075S175ST				100% 25°
Io=1190 mA	86.5%	88.5%	-	
Io=1750 mA	84.5%	86.5%	-	2%
EUP-075S180ST				
Io=1400 mA	86.5%	88.5%	-	
Io=1800 mA	85.5%	87.5%	-	
EUP-075S280ST				
Io=1900 mA	85.0%	87.0%	-	
Io=2800 mA	83.0%	85.0%	-	
@220Vac				
EUP-075S070ST				
Io= 450 mA	89.0%	91.0%	-	
Io= 700 mA	88.5%	90.5%	-	
EUP-075S105ST				
Io= 700 mA	89.0%	91.0%	-	
Io=1050 mA	88.0%	90.0%	-	
EUP-075S175ST				100% 25°
Io=1190 mA	88.5%	90.5%	-	
Io=1750 mA	86.5%	88.5%	-	2%
EUP-075S180ST				
Io=1400 mA	88.5%	90.5%	-	
Io=1800 mA	88.0%	90.0%	-	
EUP-075S280ST				
Io=1900 mA	87.5%	89.5%	-	
Io=2800 mA	85.0%	87.0%	-	

--	--	--	--	--

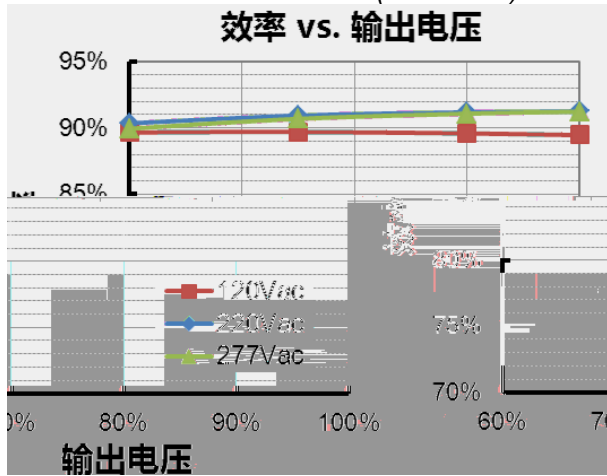
@277Vac
EUP-075S070ST

EMI	
FCC Part 15 ⁽¹⁾	ANSI C63.4 Class B
	This device complies with Part 15 of the FCC Rules. Operation is subject to the following two conditions: [1] this device may not cause harmful interference, and [2] this device must accept any interference received, including interference that may cause undesired Operation.
EMS	
EN 61000-4-2	Electrostatic Discharge (ESD): 8 kV air discharge, 4 kV contact discharge
EN 61000-4-3	Radio-Frequency Electromagnetic Field Susceptibility Test-RS
EN 61000-4-4	Electrical Fast Transient / Burst-EFT
EN 61000-4-5	Surge Immunity Test: AC Power Line: line to line 6 kV, line to earth 10 kV ⁽²⁾
EN 61000-4-6	Conducted Radio Frequency Disturbances Test-CS
EN 61000-4-8	Power Frequency Magnetic Field Test
EN 61000-4-11	Voltage Dips
EN 61547	Electromagnetic Immunity Requirements Applies To Lighting Equipment

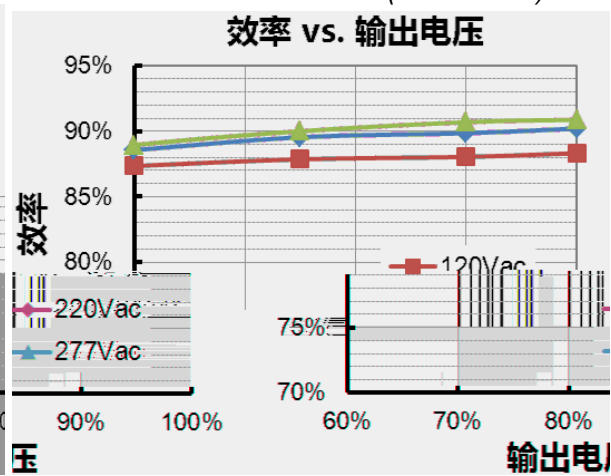
: 1 EMI () EMI
 2 , / ()
 (IEC 60598-1-10.2)



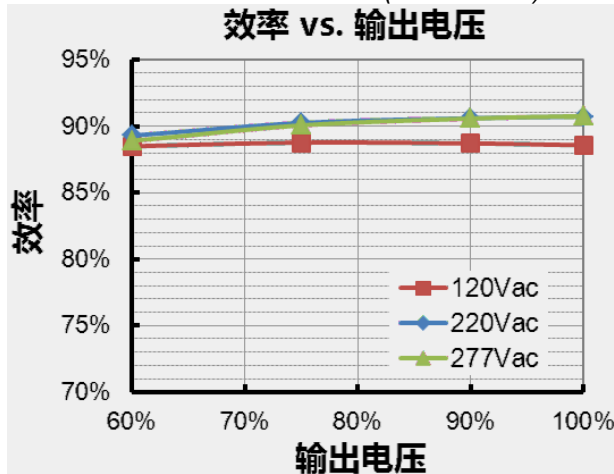
EUP-075S105ST($I_o=700mA$)



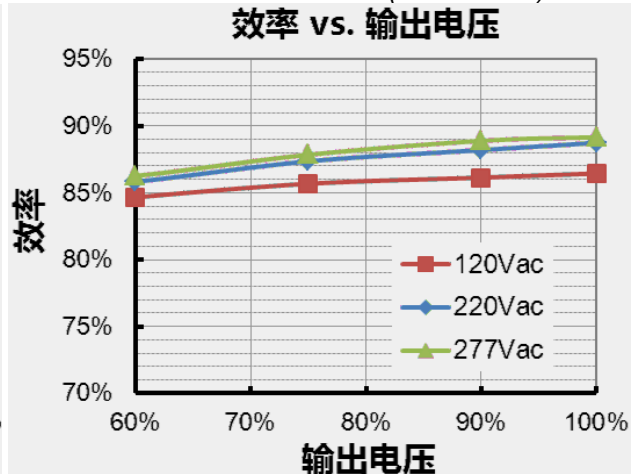
EUP-075S105ST($I_o=1050mA$)




EUP-075S175ST($I_o=1190mA$)



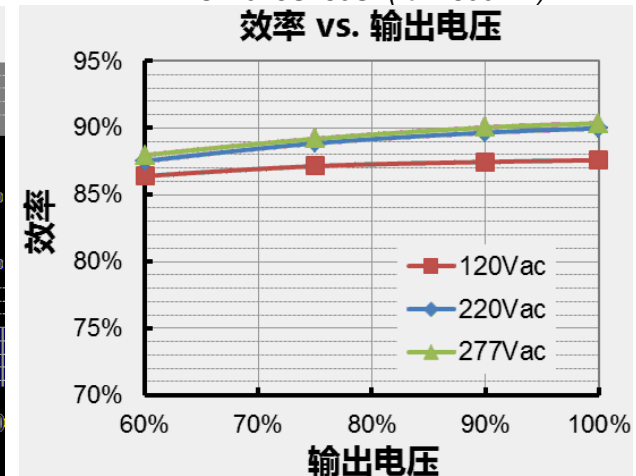
EUP-075S175ST($I_o=1750mA$)



EUP-075S180ST($I_o=1400mA$)

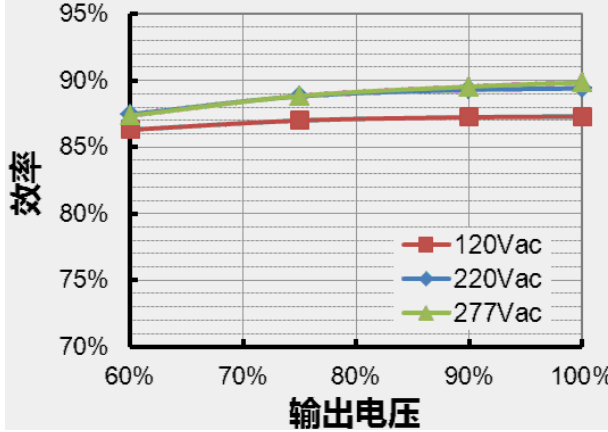


EUP-075S180ST($I_o=1800mA$)



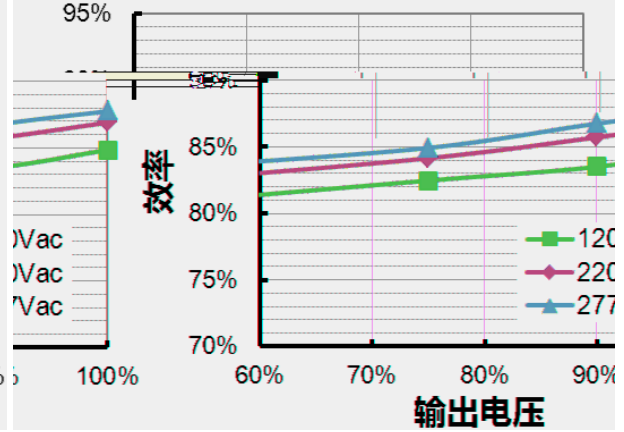
EUP-075S280ST (Io=1900mA)

效率 vs. 输出电压

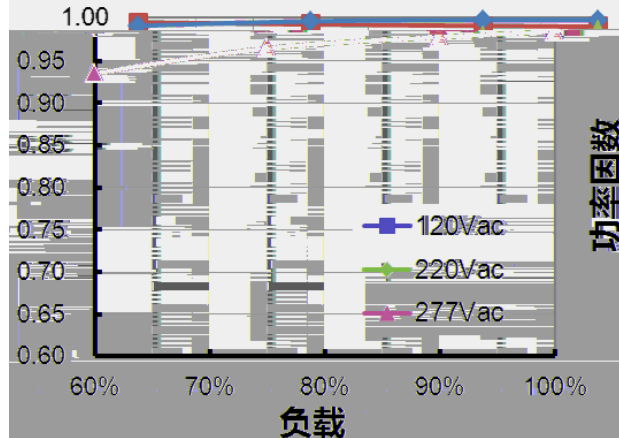


EUP-075S280ST (Io=2800mA)

效率 vs. 输出电压

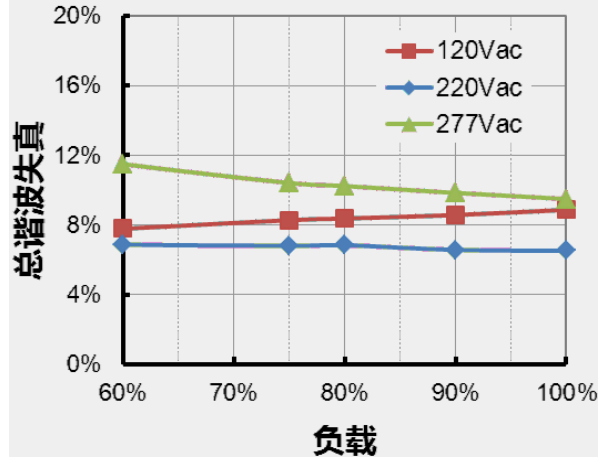


功率因数 vs. 负载



Cree XP-G2

总谐波失真 vs. 负载



vs.

EUP-075S070ST

				(loset)			
1	2	3	4				/
OFF	ON	ON	ON	700mA	54V	107V	
OFF	ON	ON	OFF	650mA	58V	115V	
OFF	ON	OFF	ON	600mA	63V	125V	
OFF	ON	OFF	OFF	550mA	68V	136V	
OFF	OFF	ON	ON	500mA	75V	150V	
OFF	OFF	ON	OFF	450mA	84V	167V	
OFF	OFF	OFF	ON	400mA	94V	167V	
OFF	OFF	OFF	OFF	350mA	107V	167V	

EUP-075S105ST

				(loset)			
1	2	3	4				/
ON	ON	ON	ON	1050mA	36V	71V	
ON	ON	ON	OFF	1000mA	38V	75V	
ON	ON	OFF	ON	950mA	40V	79V	
ON	ON	OFF	OFF	900mA	42V	83V	

EUP-075S175ST

				(loset)			
1	2	3	4				/
ON	ON	ON	ON	1750mA	22V	42.5V	
ON	ON	ON	OFF	1680mA	23V	44.5V	
ON	ON	OFF	ON	1610mA	24V	46.5V	
ON	ON	OFF	OFF	1540mA	25V	48.5V	
ON	OFF	ON	ON	1470mA	26V	51V	
ON	OFF	ON	OFF	1400mA	27V	53.5V	
ON	OFF	OFF	ON	1330mA	28V	56V	
ON	OFF	OFF	OFF	1260mA	30V	59.5V	
OFF	ON	ON	ON	1190mA	32V	63V	
OFF	ON	ON	OFF	1120mA	34V	63V	
OFF	ON	OFF	ON	1050mA	36V	63V	

EUP-075S180ST

				(loset)			
1	2	3	4				/
ON	ON	ON	ON	1800mA	22V	42V	
ON	ON	ON	OFF	1720mA	22V	44V	
ON	ON	OFF	ON	1640mA	23V	46V	
ON	ON	OFF	OFF	1560mA	24V	48V	
ON	OFF	ON	ON	1480mA	26V	51V	
ON	OFF	ON	OFF	1400mA	27V	54V	
ON	OFF	OFF	ON	1320mA	28V	54V	
ON	OFF	OFF	OFF	1240mA	30V	54V	
OFF	ON	ON	ON	1160mA	32V	54V	
OFF	ON	ON	OFF	1080mA	35V	54V	

RoHs

2011/65/EC

2016-08-10	A		/	/
2016-08-30	B		(loset)	
		vs.	/	
2017-06-02	C		(pk-pk)	(pk-avg)
			/	
2018-03-02	D		/	
			EUP-075S180ST	
			/	
			(loset)	
			@ 120Vac	
			@ 220Vac	
			@ 270Vac	
			EUP-075S180ST(Io= 1400mA) EUP-075S180ST(Io= 1800mA)	
		vs.	EUP-075S180ST	
2018-04-19	E		/	
			2	
			5	
			/	