


-
-
-
-
-
-
-
-
-
-
-



	1		180 W	2		3	
	90 ~ 305 Vac 127 ~ 300 Vdc	14~28.5Vdc		120Vac	220Vac	EUC-180T210DT(ST)	
2100 mA				91.0%	0.99	0.96	

	90 Vac	-	305 Vac	
	47 Hz	-	63 Hz	
	-	-	0.75 MIU	UL8750; 277Vac/ 60Hz
	-	-	2.55 A	
	-	-	1.16 A	

	-	-	3.15 A ² s	
	0.90	-	-	(135-180W)
	-	-	20%	

	-	3	-	
	-5% _{lo}	-	5% _{lo}	
(pk-pk)	-	5% _{lo}	10% _{lo}	
	-	2% _{lo}	-	
	-	-	10% _{lo}	
	-	-	37 V	
	-	-	± 0.5%	
	-	-	± 1.5%	
	-	1.0 s	2.0 s	
	-	0.03%/°C	-	°C
	10.8 V	12 V	13.2 V	
	0 mA	-	20 mA	

o

@120Vac	86.5%	88.5%	-	
@220Vac	89.0%	91.0%	-	
@277Vac	89.5%	91.5%	-	
	-	257,000 Hours	-	°C
	-	71,000 Hours	-	°C

	-40°C	-	+89°C	
	-40°C	-	+75°C	
	-40°C	-	+85°C	: 5%RH to 100%RH
	-	1400 g	-	

o

	-20 V	-	20 V	
	100 uA	140 uA	180 uA	
	10%Io	-	100%Io	
	0 V	-	10 V	

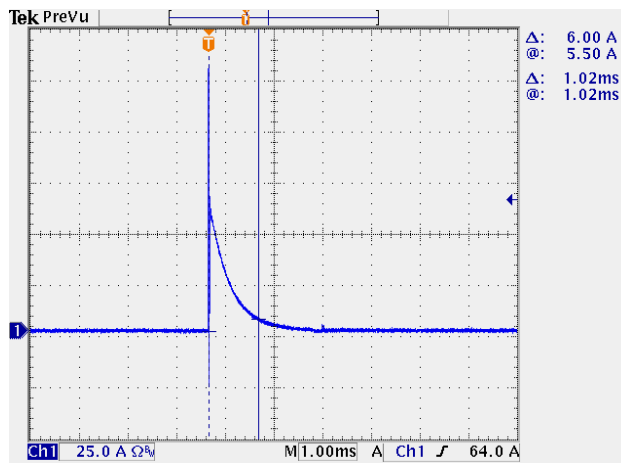
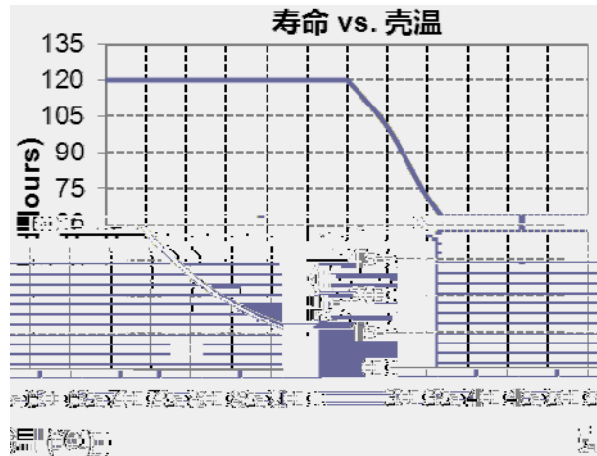
o

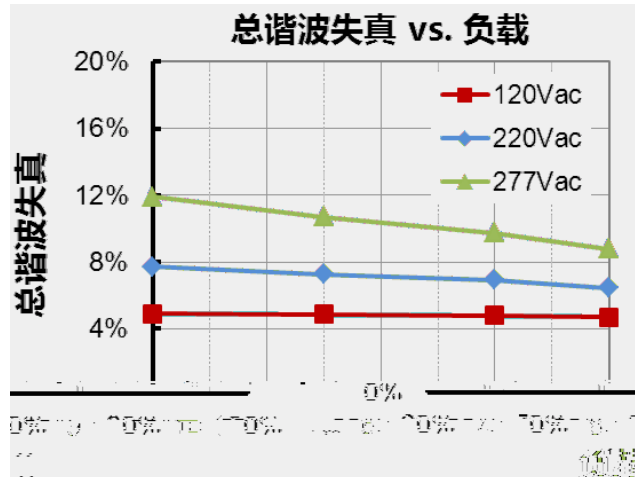
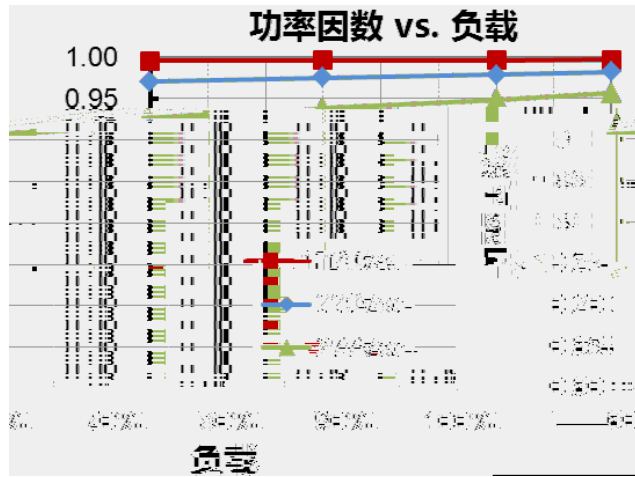
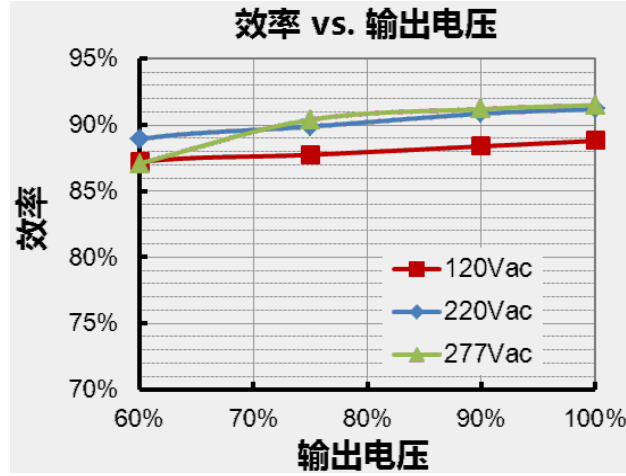
UL/CUL	UL 8750, CAN/CSA-C22.2 No. 250.13
KS	KS C 7655
EMI	
FCC Part 15 ⁽¹⁾	ANSI C63.4 Class B This device complies with Part 15 of the FCC Rules. Operation is subject to the following two conditions: [1] this device may not cause harmful interference, and [2] this device must accept any interference received, including interference that may cause undesired Operation.
EMS	

EN 61000-4-2

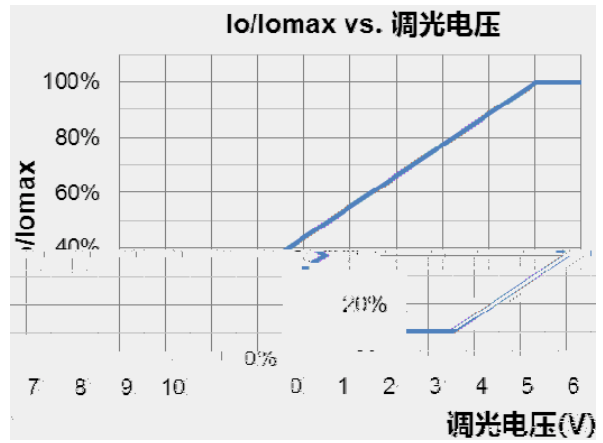
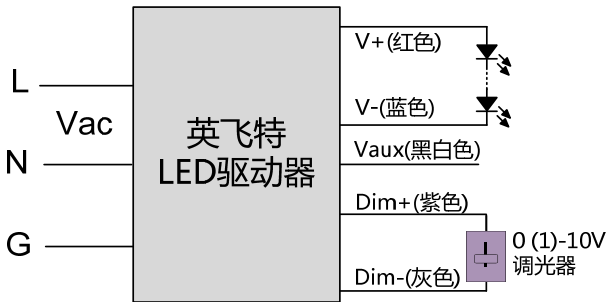
Electrostatic Discharge (ESD):

EN 61000-4-8	Power Frequency Magnetic Field Test
EN 61000-4-11	Voltage Dips
EN 61547	Electromagnetic Immunity Requirements Applies To Lighting Equipment

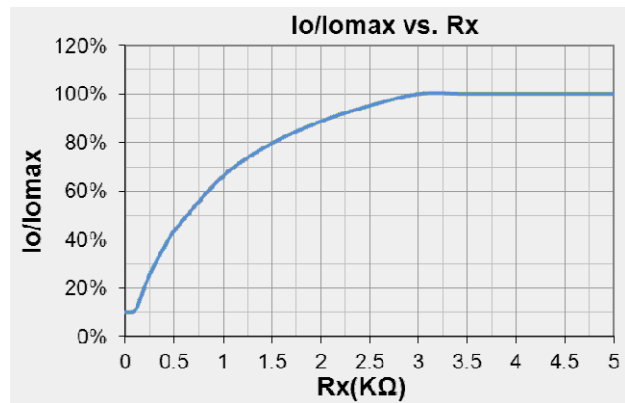
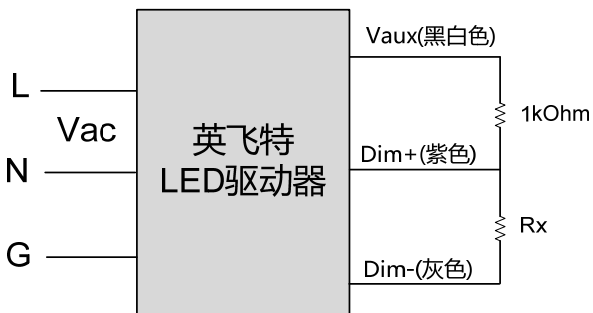




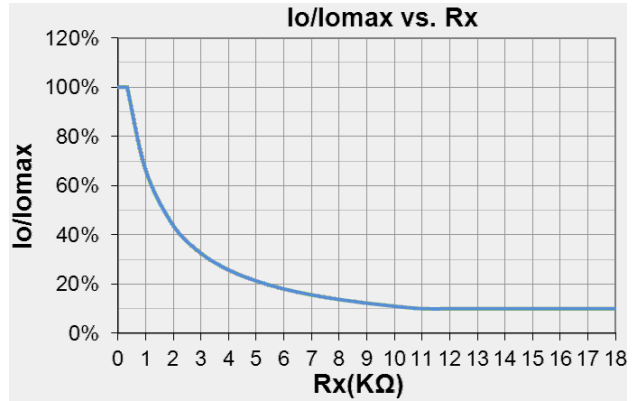
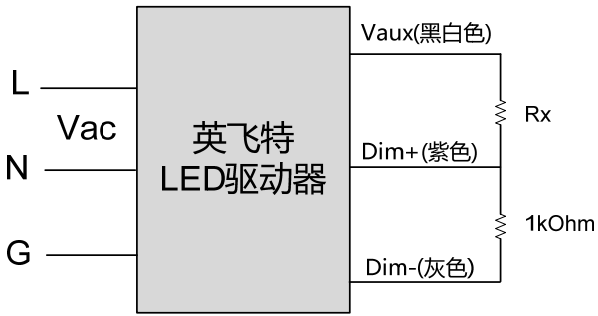
● 0-10V



1 DC

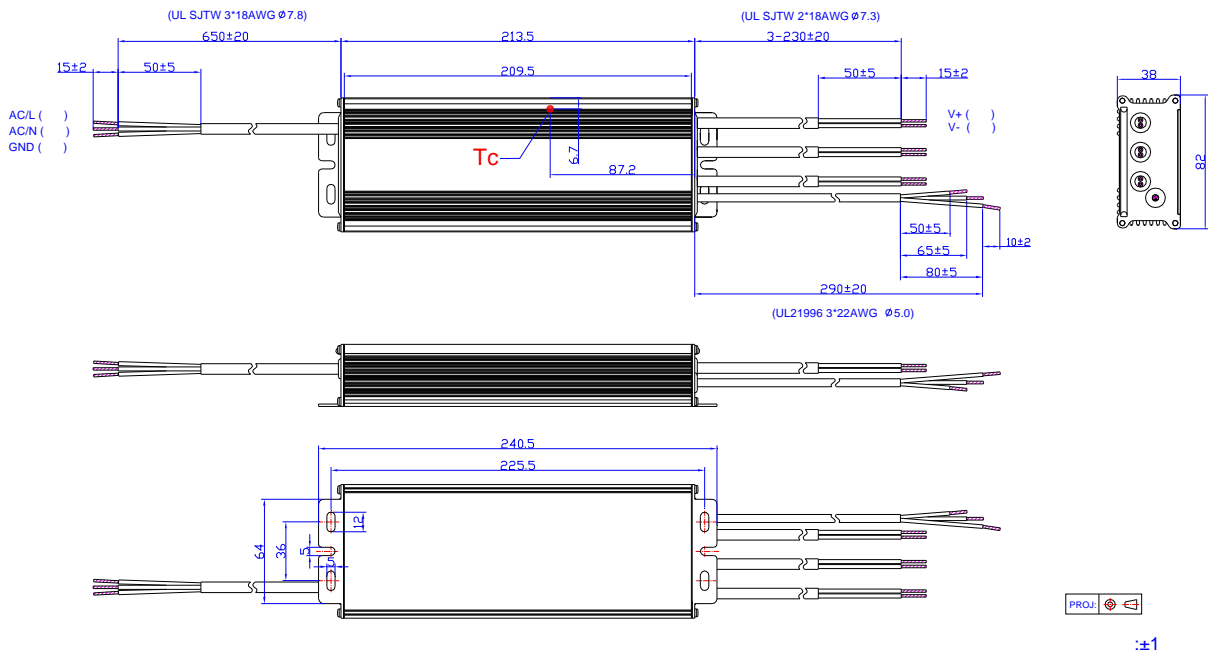


2



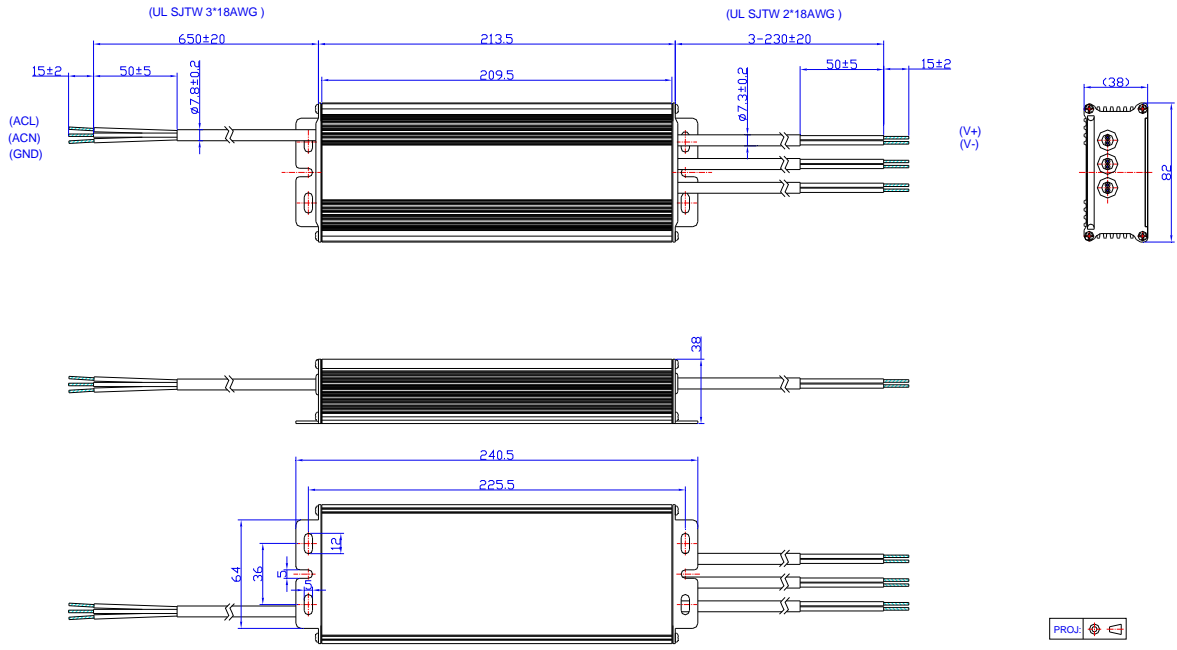
3

EUC-180T210DT



:±1

EUC-180T210ST



:±1

RoHs

			Max 0.03%/°C	Typ0.03%/°C